

# Survey Data Collection Summary Report

Data summary for the weeks of March 30th through April 20th. Results presented are an average of the four weeks of data collection.

**1109**

Total number of respondents with an average of **277** respondents per week.

**71%**

Percentage of North Carolina counties represented in the survey data.

**50**

Number of healthcare specialties represented.

**79%** of the medical practices surveyed are **independently owned**

**More than 85%** of the surveyed practices contain **10 DOCTORS OR FEWER**

## TOP 3

**concerns at this point in the response to the COVID-19 pandemic?**



**Financial Concerns**



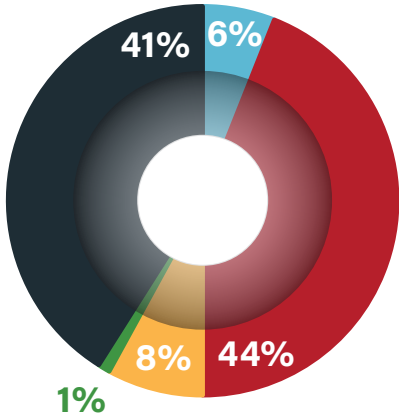
**Patient Volumes \***



**PPE Access**

**\*Note: patient volume edged out financial concerns in weeks 3 and 4.**

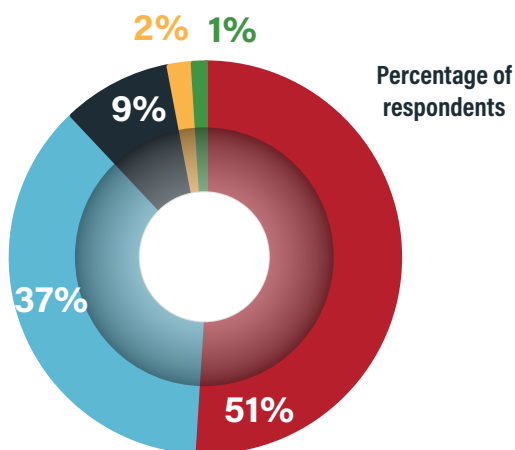
**Is your practice currently open and seeing patients?**



- 44%** Yes but have reduced hours
- 41%** Yes and expecting to stay open
- 8%** Yes but considering reducing hours
- 6%** No
- 1%** Yes but considering closing

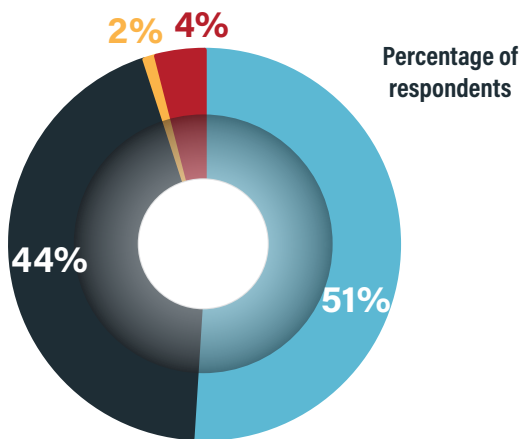
# Survey Question Reflections

What does your patient volume look like today compared to your normal (pre-COVID-19) patient volume?



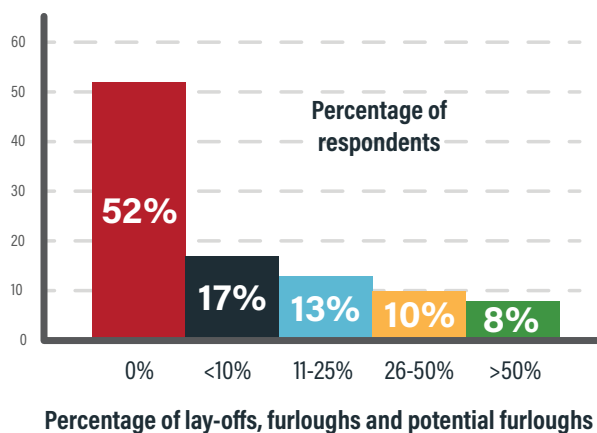
- 51%** Decrease of 50% or more
- 37%** Decrease of 26% to 50%
- 9%** Decrease of 25% or less
- 2%** No change
- 1%** Increase in patient volume

Do you expect to have sufficient staffing to meet your needs for the next week?



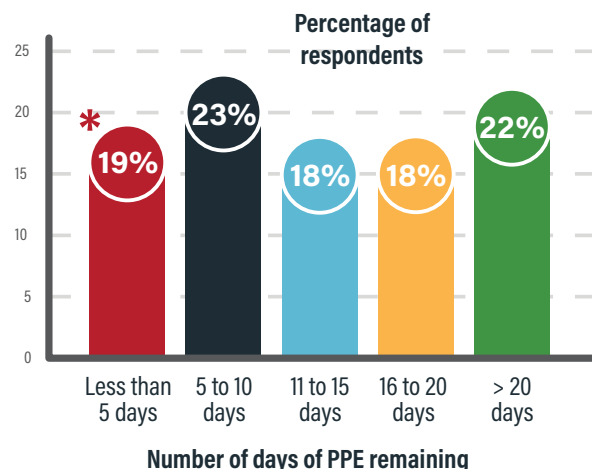
- 51%** Overstaffed due to appointment cancellations
- 44%** Appropriately staffed
- 4%** Understaffed due to increased patient demand
- 2%** Understaffed due to staff absences

What % of your pre-COVID-19 staff have you laid-off or furloughed or anticipate laying-off or furloughing in the next two weeks?



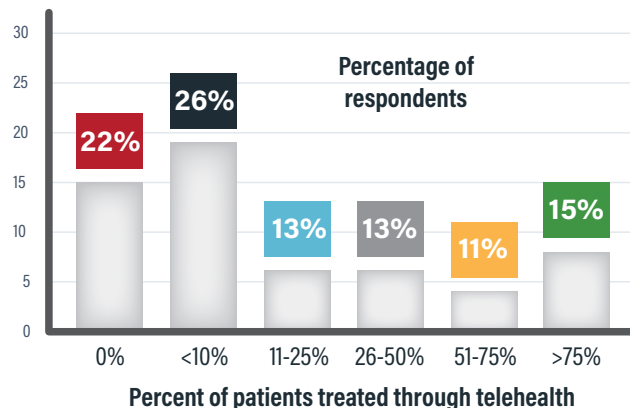
Percentage of lay-offs, furloughs and potential furloughs

How many days of Personal Protective Equipment do you have remaining?



\*Practices reporting "Less than 5 days" of PPE remaining declined from 23% to 13% over the four weeks of the survey.

What % of the patients treated by your practice today were treated via telehealth?



Thank you to all of our survey participants!  
You're helping us make sure healthcare's voice is being heard in the North Carolina legislature!